

How to set up access and register to your 401(a) /457(b) account

Go to the ACCG Retirement Services website and choose “Register”

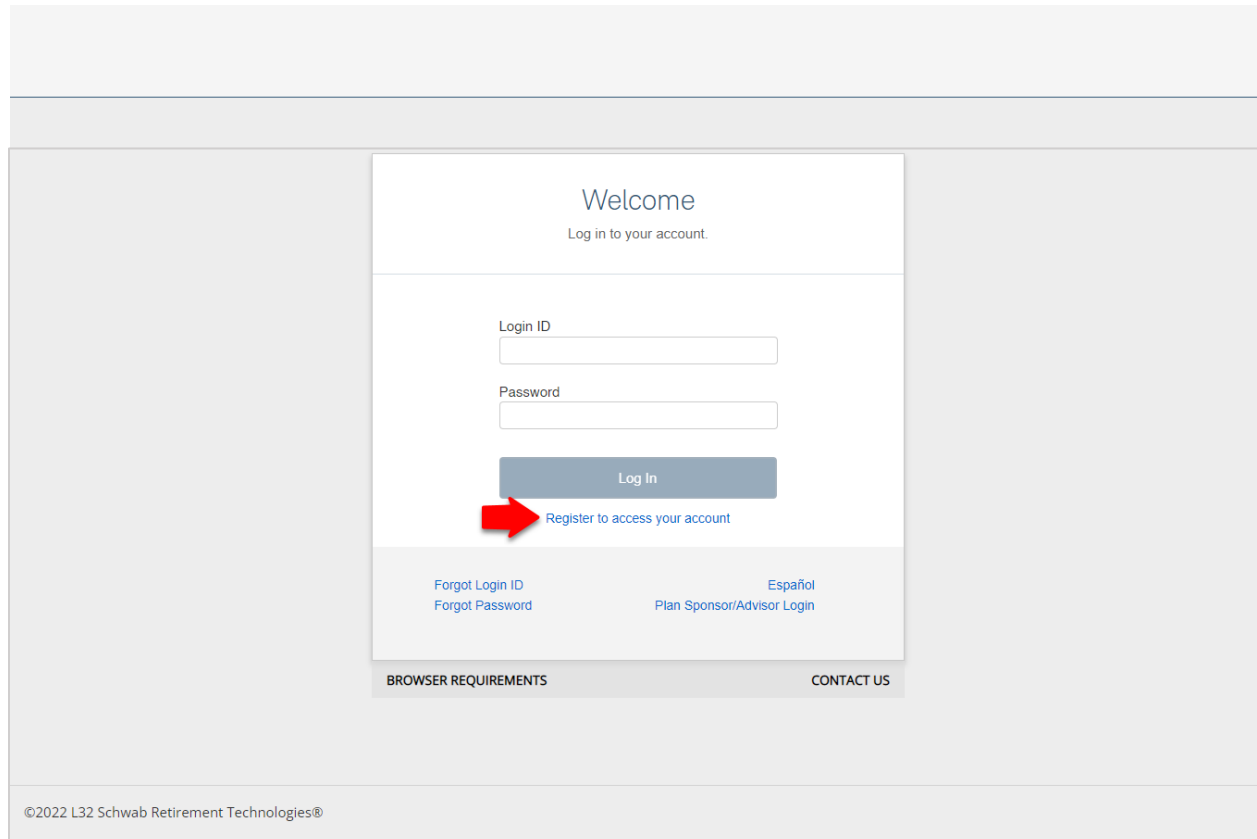
Open an internet browser and go to www.accretirement.org
Click on the "Access your Account" button on the homepage

Access your Account



(Log in to your 401(a) and/or 457(b) account)

Click the link that says “Register to access your account.”



Welcome
Log in to your account.

Login ID

Password

Log In

[Register to access your account](#)

[Forgot Login ID](#) [Español](#)
[Forgot Password](#) [Plan Sponsor/Advisor Login](#)

BROWSER REQUIREMENTS CONTACT US

©2022 L32 Schwab Retirement Technologies®

For illustrative purposes only

*These instructions are only for those who have never set up a username and password to access their account.

Enter your information

The next screen will ask for some basic information about you and your benefits plan. Fill out as much as you can to help the system identify you. Then click **Continue**.

Note: You must enter at least one email address or phone number.

Let's get started

Tell us a little about yourself and your plan. [Help](#)


Personal Information
We need this information to identify you and your account. Use your legal name, not a nickname.

First Name

Last Name

Social Security Number
use dashes for the SS #

Confirm Social Security Number

Date of Birth (mm/dd/yyyy)
 

Contact Information
Please provide at least one way for us to contact you.

Home Phone Number

Mobile Phone Number

Personal Email Address

Workplace Information
If your employer has provided you with this information, enter it below.

Work Phone Number

Work Email Address

Employee ID

For illustrative purposes only

Verify your identity

After submitting the form, you should receive a security code via email or text message. Enter the security code and then click **Verify**.

Note: It may take a few minutes for the code to arrive. If you do not receive a code, you can select the option to **Send a new code**.

Two-step verification

Check your email or phone for a security code. This code will expire in 15 minutes. [Help](#)

Enter Security Code

Didn't receive? [Send a new code](#)

For illustrative purposes only

Create login credentials and security questions

Next, you'll need to set up your account. Follow the instructions on screen to create a Login ID, password, and security questions. Then click **Continue**.

Welcome, Jennifer [Help](#)

Create a Login ID and password to complete registration.

Login ID

Confirm Login ID

Password

Confirm Password

Security Question 1

Security Answer 1

Security Question 2

Security Answer 2

Security Question 3


Security Answer 3

For illustrative purposes only

Log in to finish setting up your account

If your registration is successful, you will see the message below. You can now return to the login page and log in to continue setting up your account.

Registration Confirmation

 Your registration is complete. To access your account, [log in](#) using your new credentials

[Return to Login](#)

For illustrative purposes only

***** Please be sure to verify or update your mailing address and email address. This will insure that you will receive any notices we send out regarding your account*****